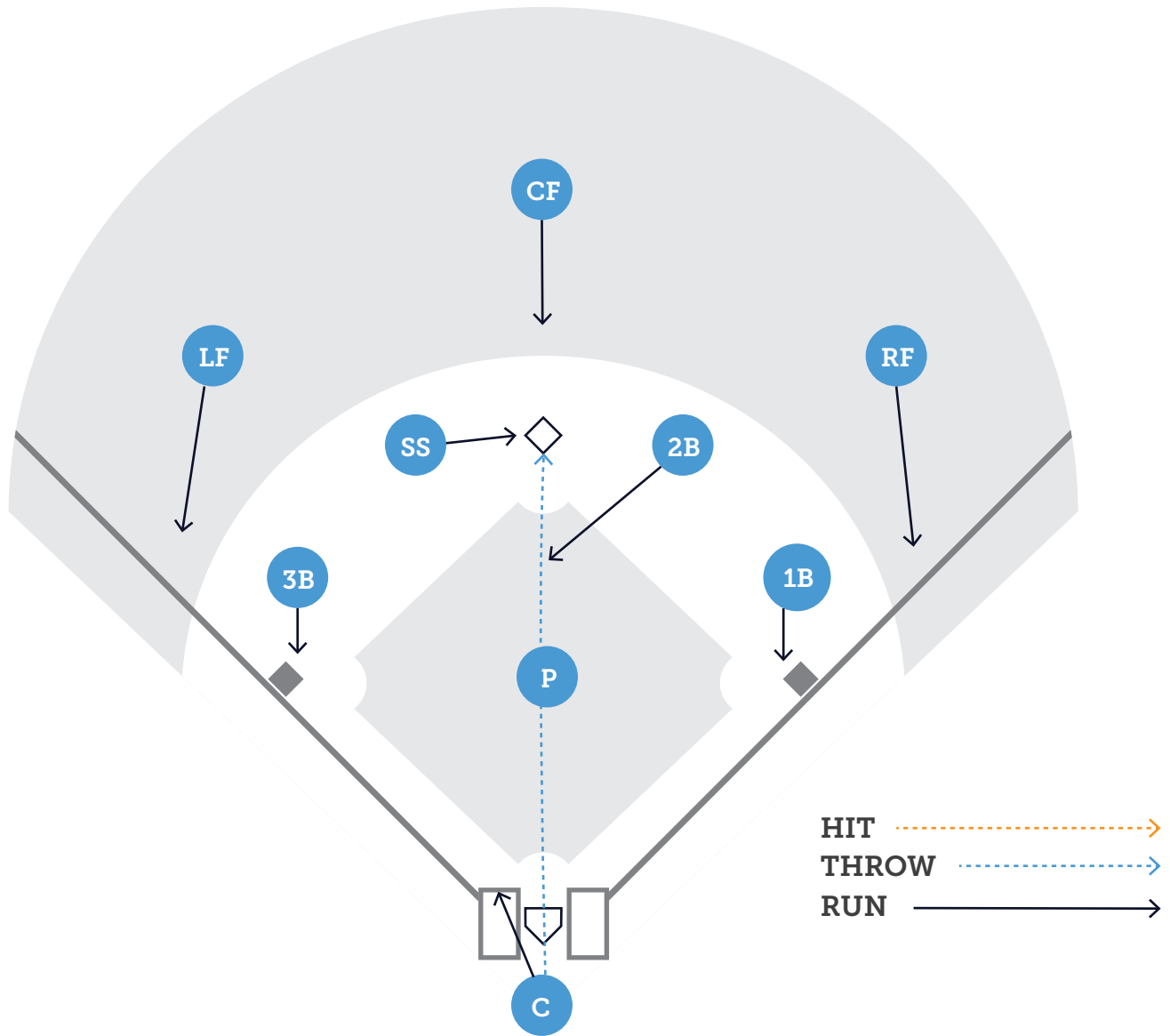


SITUATION: Steal of 2nd with runners at 1st and 3rd
CALL: Green 6
PLAY: Prevent runner from reaching second; SS covers



NOTE: The goal is to get the out at second. We will allow the run to score from third.

P: Duck out of the way of the throw from home to second.

C: Make the throw to second to cut down that runner. Get out in front of the plate after the throw.

1B: Cover first in the event of a pickle between first and second.

2B: Assume cutoff position between the mound and second, mostly as a decoy.

3B: Don't stray too far from third base.

SS: Cover second base.

LF: Go into backup position behind third base. Watch how the play develops.

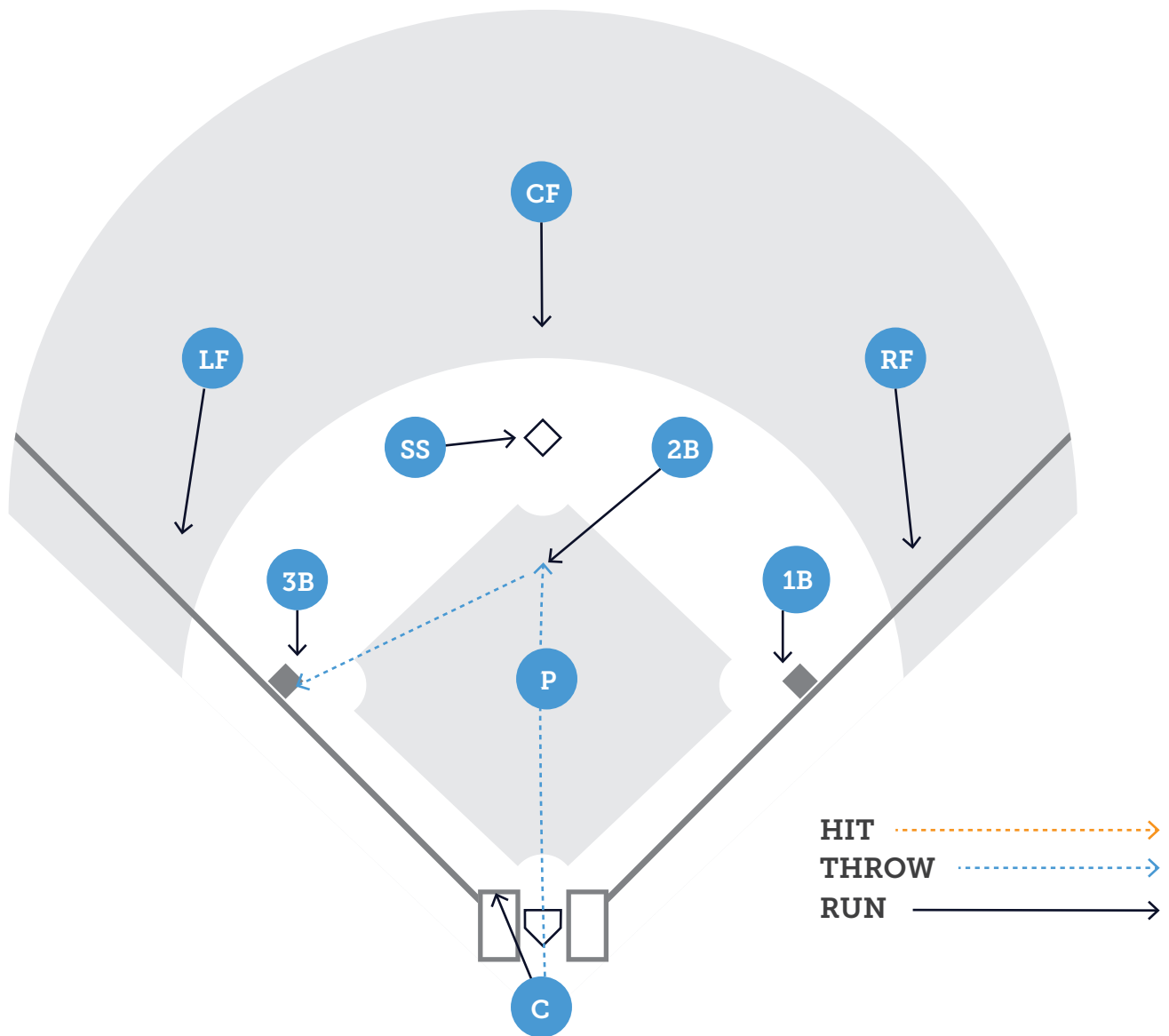
CF: Go into backup position behind second base.

RF: Go into backup position behind first base.

SITUATION: Steal of 2nd with runners at 1st and 3rd

CALL: Red 4

PLAY: Prevent runner from scoring; 2B cuts



NOTE: The goal is to get the runner out at home. We will allow the runner to steal second.

P: Duck out of the way of the throw from home to second.

C: Make the throw to second to cut down that runner. Go out in front of the plate after the throw.

1B: Cover first in the event of a pickle between first and second.

2B: Cut off the throw to second behind the mound. If there's a play, run at or throw out runner from third.

3B: Cover third base.

SS: Cover second base, anticipating a throw.

LF: Go into backup position behind third base. Watch how the play develops.

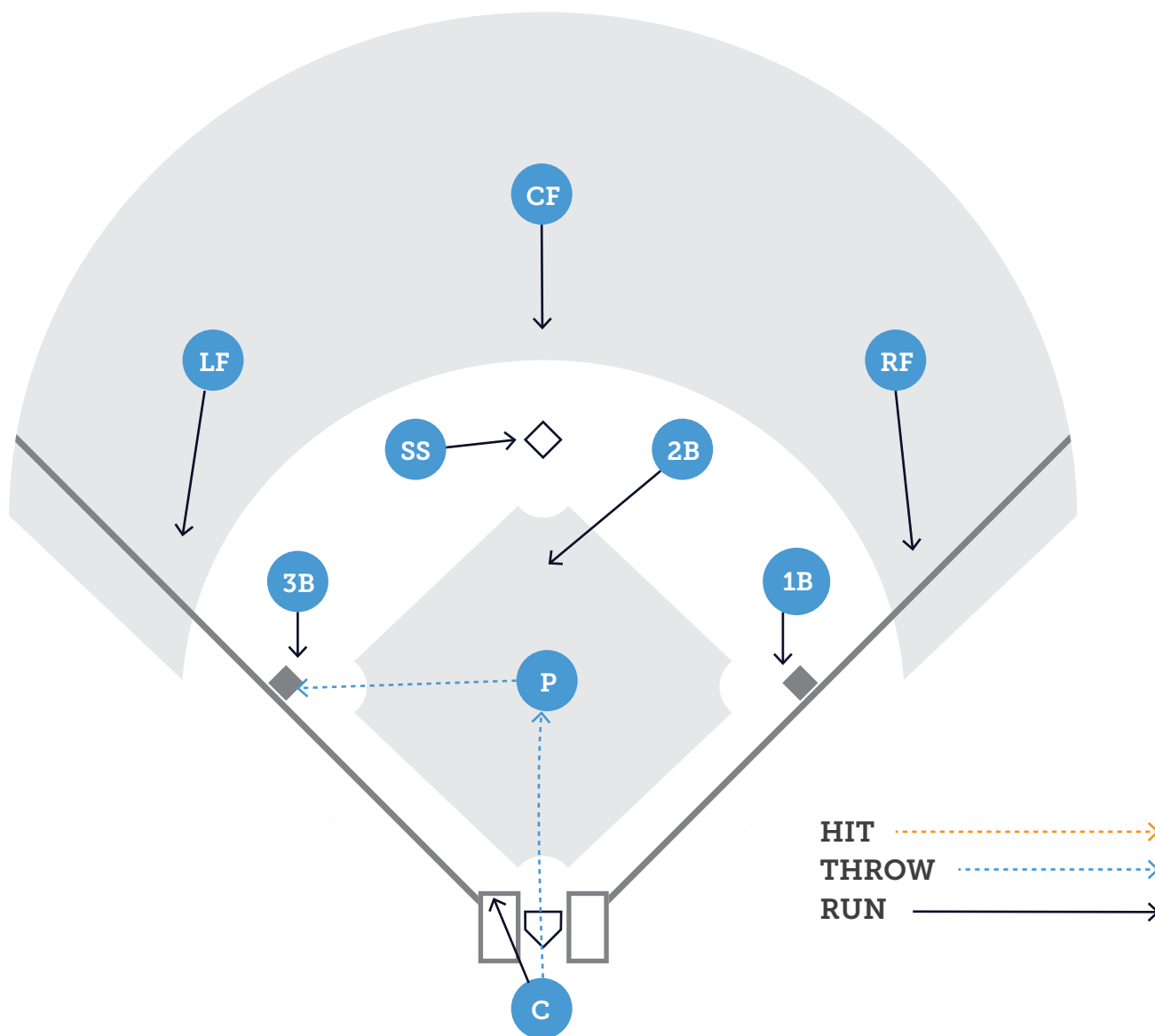
CF: Go into backup position behind second base.

RF: Go into backup position behind first base, anticipating a throw from home or second.

SITUATION: Steal of 2nd with runners at 1st and 3rd

CALL: Red 1

PLAY: Prevent runner from third from scoring; pitcher cuts



NOTE: The goal is to convince the runner at third of a throw to second; prevent run from scoring

P: Cut off throw from home to second. Run at or throw ahead to get runner at third.

C: Make a hard, low throw that appears to go to second.

1B: Cover first in the event of a pickle between first and second.

2B: Assume cutoff responsibilities behind the mound.

3B: Cover third base to receive the throw from the pitcher.

SS: Cover second base.

LF: Go into backup position behind third base. Watch how the play develops.

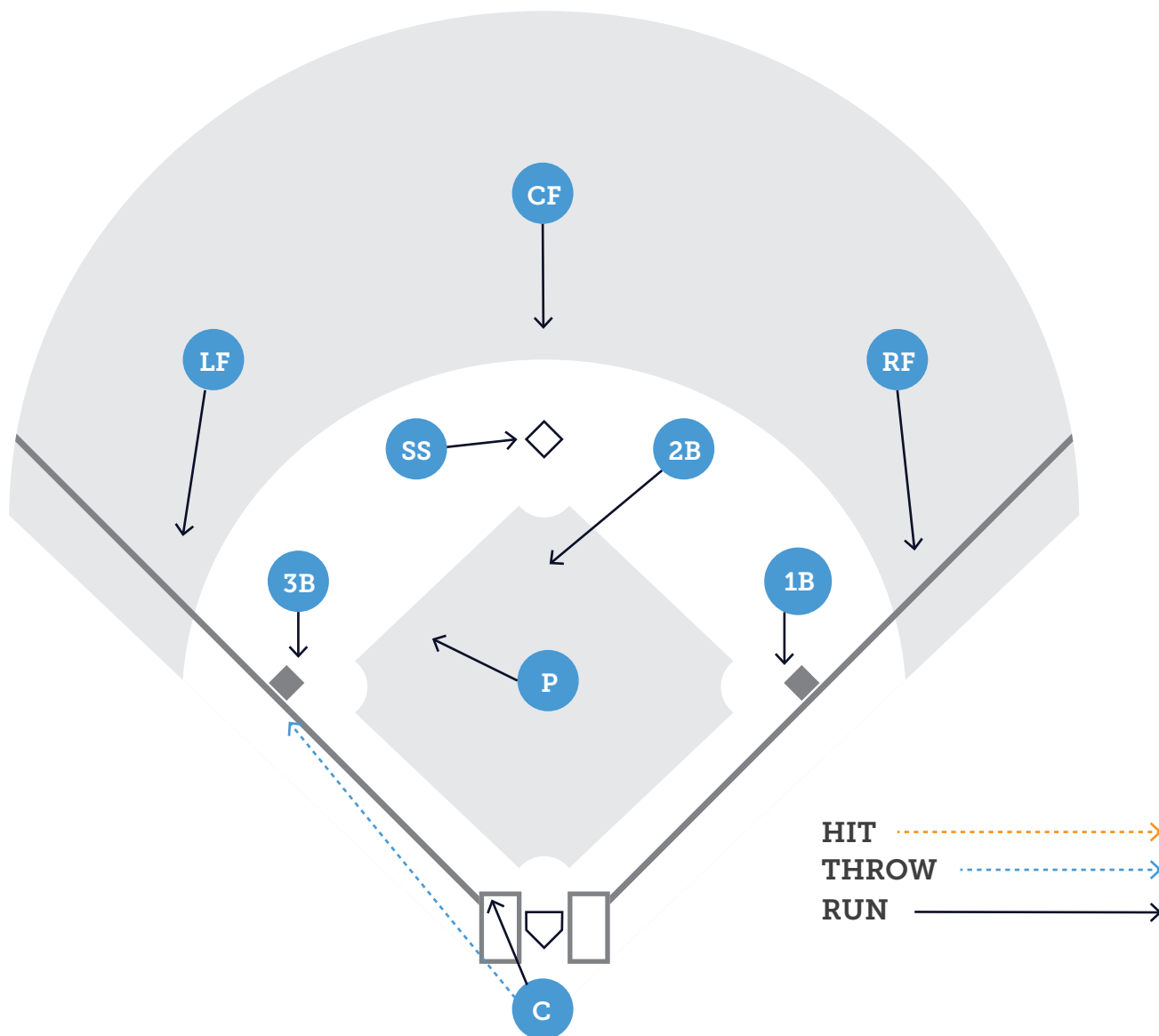
CF: Go into backup position behind second base.

RF: Go into backup position behind first base, anticipating a throw from home or second.

SITUATION: Steal of 2nd with runners at 1st and 3rd

CALL: Red 5

PLAY: Prevent runner from scoring; throw to third



NOTE: The goal is to prevent the runner from scoring; if possible, get the out at third.

P: As the throw goes from home to third, get into position for a potential deflection.

C: Make an immediate throw to third to back pick the runner.

1B: Cover first in the event of a pickle between first and second.

2B: Assume backup responsibilities behind the mound.

3B: Cover third base to receive the throw from the catcher.

SS: Cover second base.

LF: Go into backup position behind third base. Watch how the play develops.

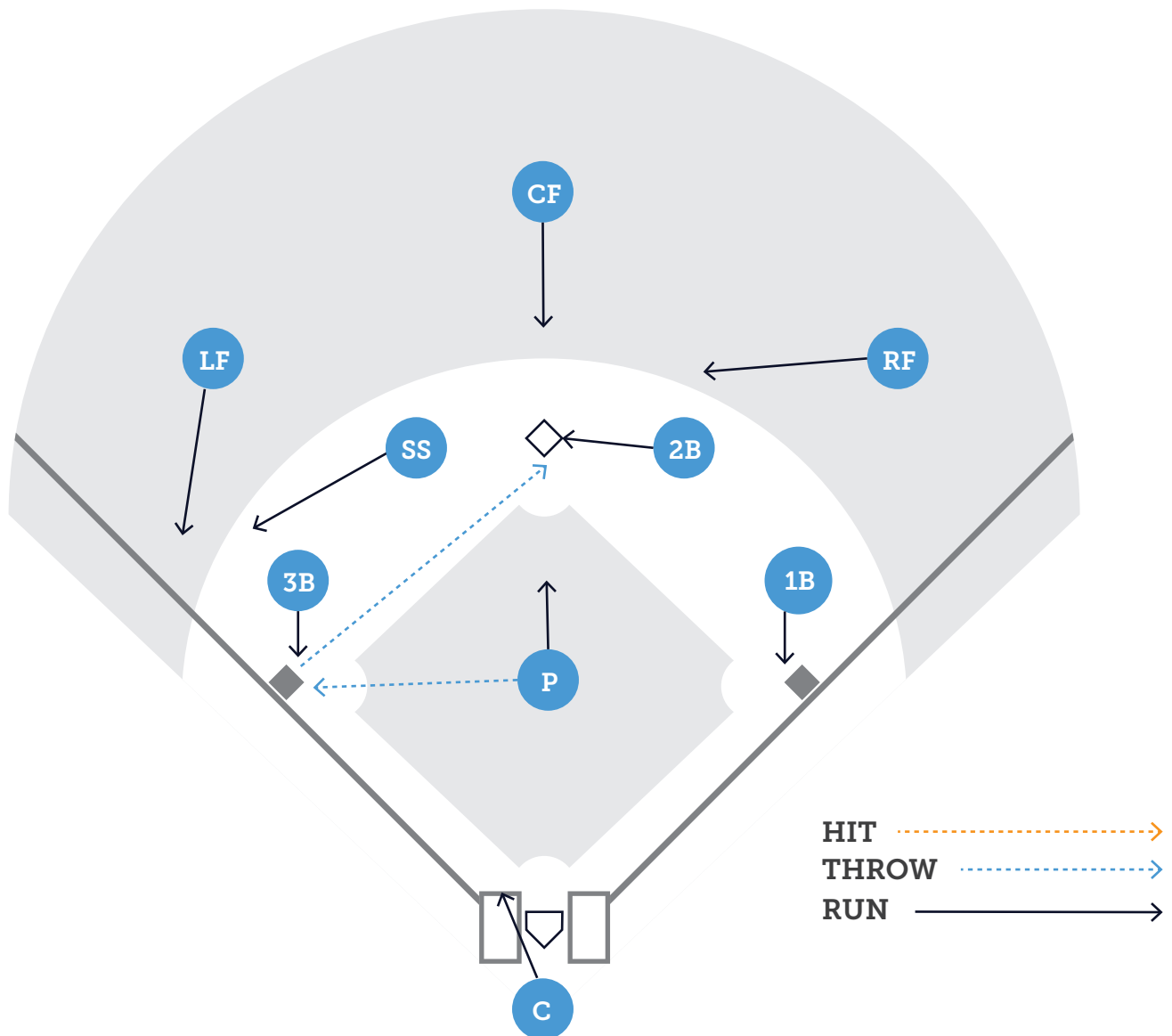
CF: Go into backup position behind second base.

RF: Go into backup position behind first base, anticipating a throw from home or second.

SITUATION: Steal of 2nd with runners at 1st and 3rd

CALL: Green 5

PLAY: Pickoff move to 3rd; 3B throws to 2B to get runner at 2nd



NOTE: The goal is to get the out at second. However, if the runner leaves 3B on pickoff, get him.

P: After the throw to second, get in position to recover a deflection.

C: After pickoff attempt, move in front of plate in case runner goes home.

1B: Cover first in the event of a pickle between first and second.

2B: Cover second base.

3B: Receive pickoff throw to third base. Make throw to second if runner attempts steal.

SS: Follow pickoff throw, get into position for deflection behind third base.

LF: Go into backup position behind third base. Watch how the play develops.

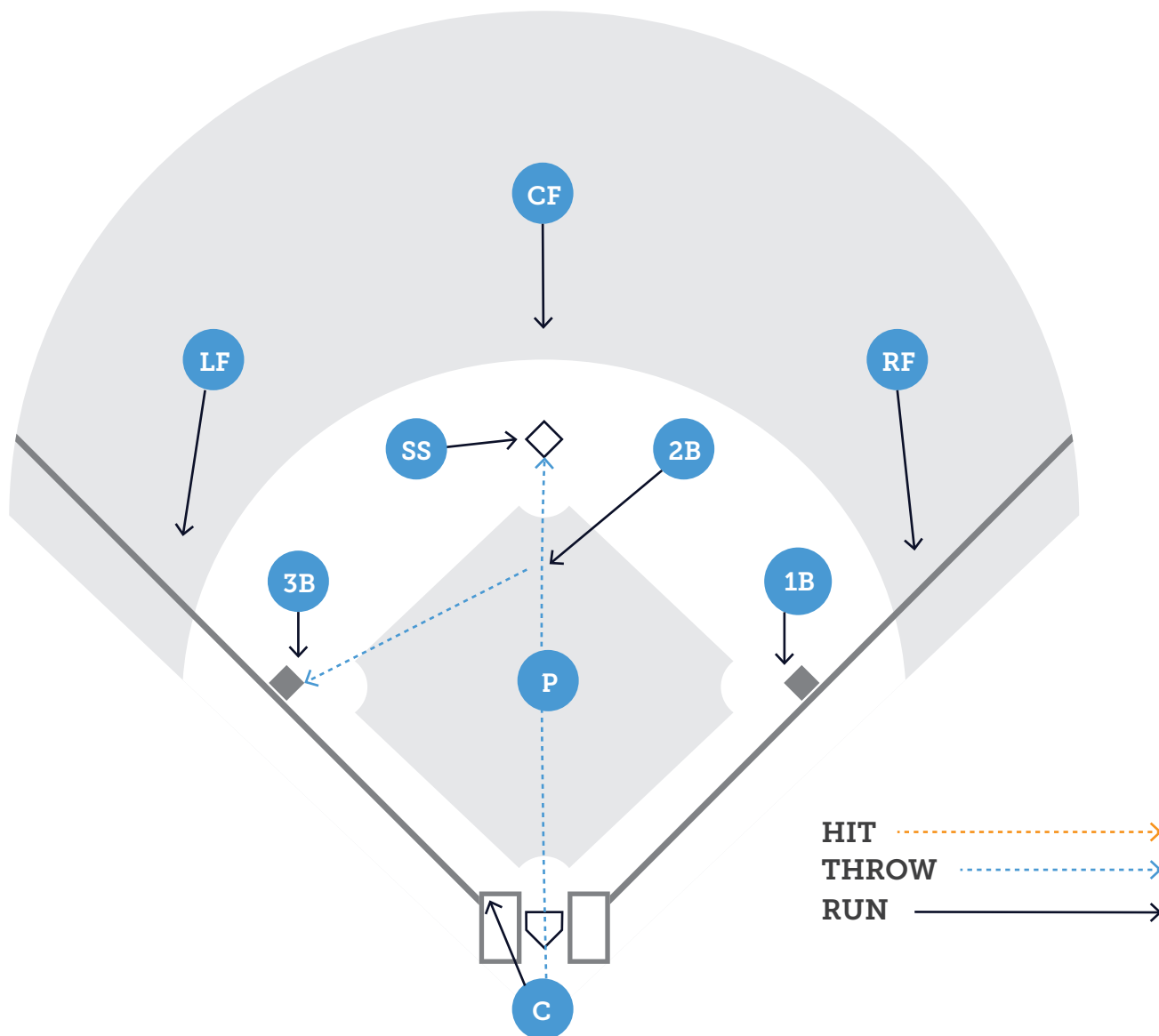
CF: Go into backup position behind second base.

RF: Go into backup position behind second base, anticipating a throw from third to second.

SITUATION: Steal of 2nd with runners at 1st and 3rd

CALL: Green Read

PLAY: SS and 2B react to opportunities



NOTE: The goal is to react, cut, and communicate as the play develops.

P: Duck out of the way of the throw from home to second.

C: Make the throw to second to cut down that runner. Go out in front of the plate after the throw.

1B: Cover first in the event of a pickle between first and second.

2B: Get into cutoff position behind mound. Cut off if runner at 3B goes too far or called by SS.

3B: Cover third in the event of a throw to that base.

SS: Cover second base. Read runner going to second. If no chance, tell 2B to cut.

LF: Go into backup position behind third base. Watch how the play develops.

CF: Go into backup position behind second base.

RF: Go into backup position behind first base, anticipating a throw from home or second.